

Cooper Lighting Solutions Photometric Lab  
1121 Highway 74 South  
Peachtree City, GA 30269

Cooper Lighting Solutions Photometric Lab  
1121 Highway 74 South  
Peachtree City, GA 30269

Scaled data based on original data using  
LM-79-2024 Approved Method: Electrical and Photometric Measurements of Solid-  
State Lighting Products

Test Report Prepared for  
Cooper Lighting Solutions

Brand: STREETWORKS

Report Number: P1458630

Luminaire Tested: GLAN-SB8D-940-U-T3LG-HSS

Issue Date: 05/20/2026

**Test Information**

Test Method: LM-79-2024  
Report Number: P1458630  
Test Lab: INNOVATION CENTER(G1)  
Issue Date: 5/22/2026  
Manufacturer: COOPER LIGHTING SOLUTIONS  
Product Line: STREETWORKS  
Catalog Number: GLAN-SB8D-940-U-T3LG-HSS  
Description: GALLEON II AREA AND ROADWAY HIGH DENSITY LUMINAIRE 900mA 8xLight Square PACKAGE 90CRI 4000K FIXTURE w/ TYPE III LOW GLARE WITH HOUSE SIDE SHIELD  
Light Source: (208) 4000K CCT, 90 CRI LEDS  
Ballast/Driver: ELECTRONIC DRIVER

**Summary**

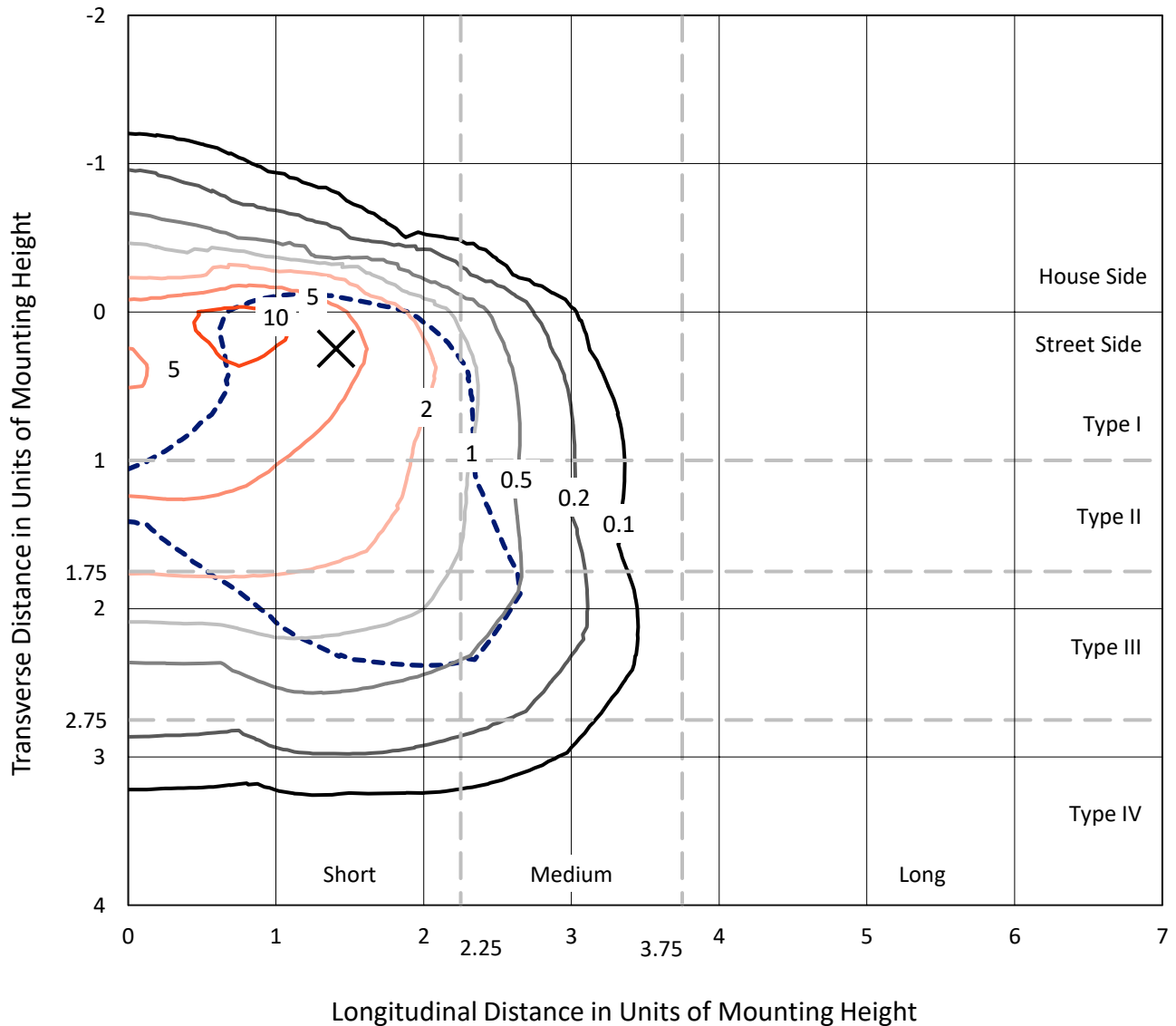
Lumens per Lamp: N/A  
Luminaire Lumens: 45578.3 lumens  
Efficiency: N/A  
Efficacy: 77.9 lumens/watt  
Luminous Opening: Rectangular (W 1.5' x L: 1.5' x H: 0')  
IES Classification: Type III - Short  
BUG Rating: B3 - U0 - G5

Input Watts (W): 584.9  
Input Voltage (V): 120  
Input Current (Ain): NR  
Voltage Rise (V): NR  
Power Factor: 0.97  
Total Harmonic Distortion (THDi): NR  
Frequency (hertz): 60  
Stabilization Time: NR  
Operation Time: NR  
Ambient Temperature (°C): NR  
Test Distance: 28.75 FT

REPORT NUMBER: P1458630  
 CATALOG NUMBER: GLAN-SB8D-940-U-T3LG-HSS

### Iso-Footcandle Lines of Horizontal Illumination

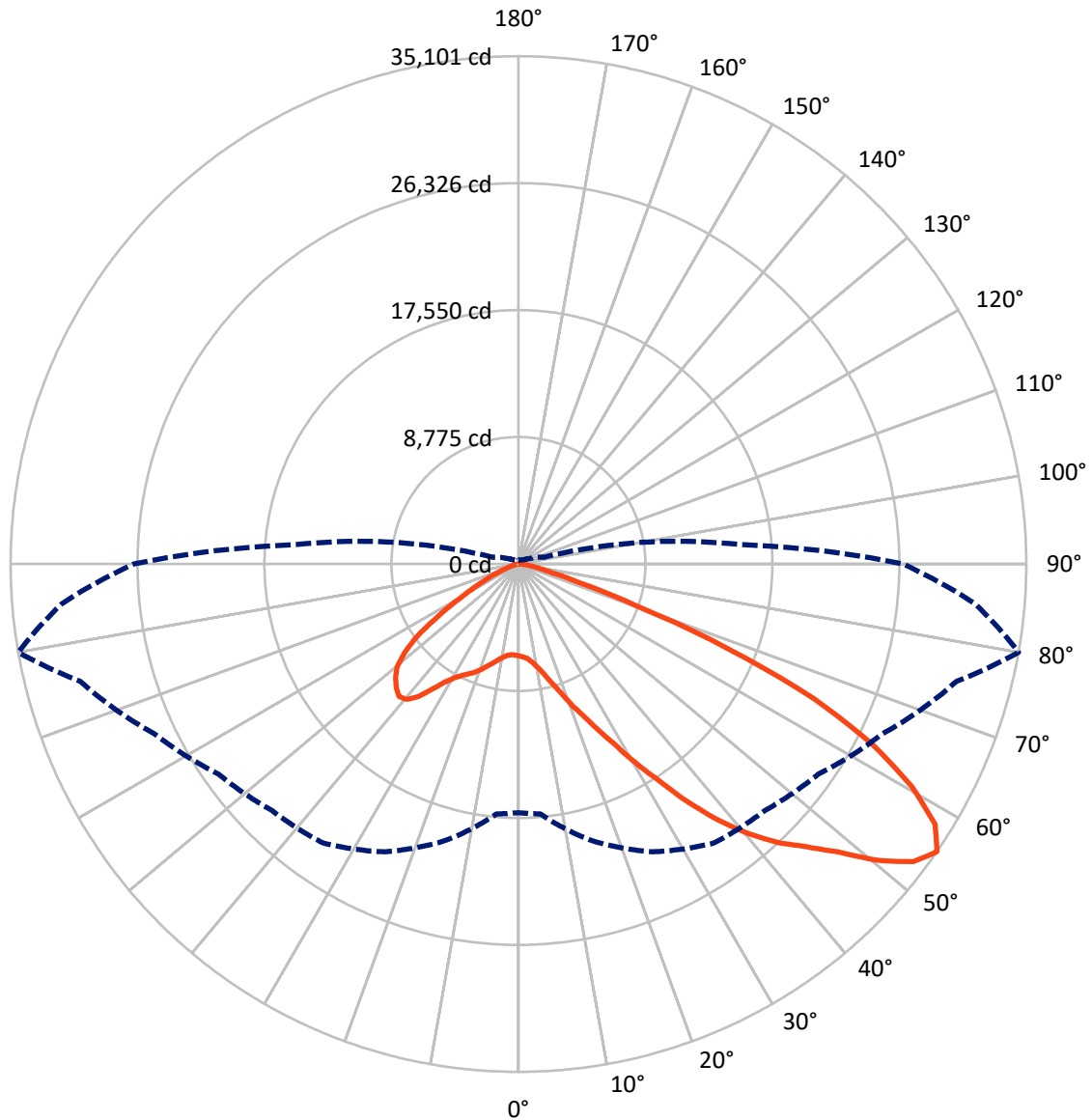
✕ Max cd  
 - - - 1/2 Max cd



Based on 30 foot mounting height. Maximum calculated value = 12.5 fc  
 Type III - Short - N/A

REPORT NUMBER: P1458630  
CATALOG NUMBER: GLAN-SB8D-940-U-T3LG-HSS

### Luminous Intensity Polar Plot



— Vertical Plane Through 80-Deg Lateral      - - - Horizontal Cone Through 55-Deg Vertical

REPORT NUMBER: P1458630

CATALOG NUMBER: GLAN-SB8D-940-U-T3LG-HSS

**FLUX DISTRIBUTION:**

		Downward	Upward	Total
<b>House Side</b>	Lumens	5540.5	0.0	5540.5
	% Fixture	12.2	0.0	12.2
<b>Street Side</b>	Lumens	40037.7	0.0	40037.7
	% Fixture	87.8	0.0	87.8
<b>Total</b>	Lumens	45578.3	0.0	45578.3
	% Fixture	100.0	0.0	100.0

**Coefficient of Utilization**

**ZONAL LUMENS:**

Zone	Lumens	% Fixture
0°-10°	532.8	1.2
10°-20°	1404.7	3.1
20°-30°	2750.0	6.0
30°-40°	5594.6	12.3
40°-50°	9431.7	20.7
50°-60°	12050.8	26.4
60°-70°	10288.6	22.6
70°-80°	3287.8	7.2
80°-90°	237.4	0.5
90°-100°	0.0	0.0
100°-110°	0.0	0.0
110°-120°	0.0	0.0
120°-130°	0.0	0.0
130°-140°	0.0	0.0
140°-150°	0.0	0.0
150°-160°	0.0	0.0
160°-170°	0.0	0.0
170°-180°	0.0	0.0
0°-90°	45578.3	100.0
0°-180°	45578.3	100.0



REPORT NUMBER: P1458630

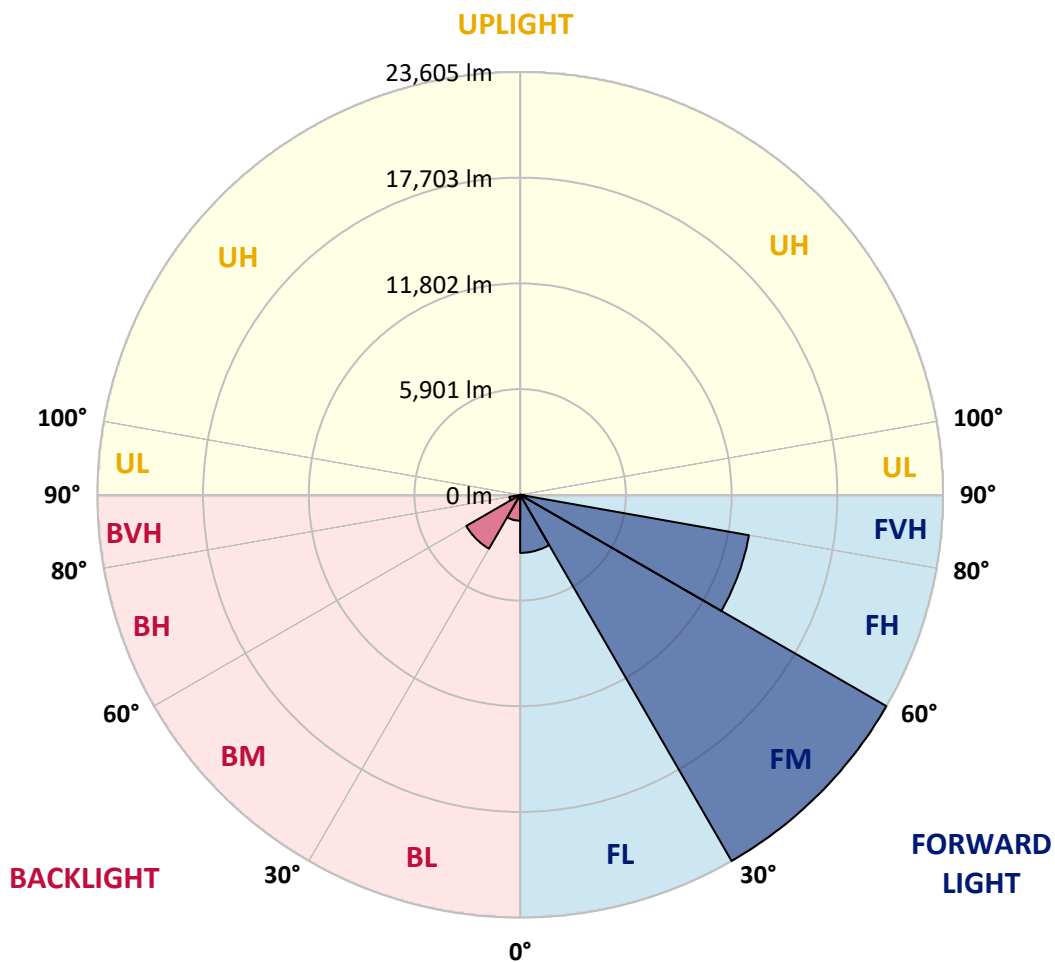
CATALOG NUMBER: GLAN-SB8D-940-U-T3LG-HSS

**LUMINAIRE CLASSIFICATION SYSTEM LUMEN TABLE AND BUG RATING:**

Zone		Lumens	% Fixture	Zone Rating/Lumen Limit		
				B	U	G
FL	(0°-30°)	3240.7	7.1			
FM	(30°-60°)	23604.6	51.8			
FH	(60°-80°)	12967.4	28.5			G5
FVH	(80°-90°)	225.0	0.5			G3/500
BL	(0°-30°)	1446.8	3.2	B3/2500		
BM	(30°-60°)	3472.4	7.6	B3/5000		
BH	(60°-80°)	609.0	1.3	B2/1000		G2/1000
BVH	(80°-90°)	12.4	0.0			G1/100
UL	(90°-100°)	0.0	0.0		U0/0	
UH	(100°-180°)	0.0	0.0		U0/0	

**BUG Rating: B3-U0-G5**

Type III Short





REPORT NUMBER: P1458630  
 CATALOG NUMBER: GLAN-SB8D-940-U-T3LG-HSS

**CANDELA DISTRIBUTION (FULL):**

	0°	5°	15°	25°	35°	45°	55°	65°	75°	80°	85°
0°	6349.0	6349.0	6349.0	6349.0	6349.0	6349.0	6349.0	6349.0	6349.0	6349.0	6349.0
2.5°	6387.9	6400.8	6387.9	6400.8	6426.7	6413.8	6465.6	6452.6	6452.6	6439.7	6387.9
5°	6025.1	6038.0	6063.9	6128.7	6219.4	6310.1	6426.7	6504.5	6582.2	6569.3	6517.4
7.5°	5312.4	5338.3	5442.0	5571.6	5869.6	6141.7	6439.7	6634.0	6802.5	6854.3	6815.4
10°	4910.7	4936.7	5001.4	5131.0	5403.1	5856.6	6439.7	6841.4	7139.4	7243.0	7256.0
12.5°	4871.9	4884.8	4936.7	5079.2	5312.4	5701.1	6426.7	7113.5	7618.8	7774.3	7826.1
15°	4897.8	4923.7	4975.5	5092.1	5364.2	5804.8	6530.4	7541.0	8253.7	8473.9	8486.9
17.5°	5001.4	5027.4	5092.1	5221.7	5519.7	6076.9	6854.3	7981.6	9018.1	9264.3	9406.9
20°	5208.8	5221.7	5299.5	5467.9	5804.8	6413.8	7333.7	8577.6	9938.1	10300.9	10404.6
22.5°	5480.9	5519.7	5623.4	5830.7	6258.3	6880.2	7994.5	9303.2	10948.8	11324.5	11505.9
25°	5778.9	5830.7	5986.2	6323.1	6867.3	7592.9	8810.8	10262.0	12140.8	12594.3	12840.5
27.5°	6387.9	6400.8	6504.5	6932.1	7631.7	8525.8	9847.4	11493.0	13540.2	14071.4	14343.5
30°	7722.4	7735.4	7644.7	7761.3	8473.9	9627.1	11065.4	12931.2	15172.8	15911.3	16131.6
32.5°	9355.0	9419.8	9406.9	9329.1	9653.0	10728.5	12516.6	14654.5	17090.4	17867.9	18075.2
35°	11207.9	11363.4	11324.5	11298.6	11337.5	12140.8	14175.1	16559.2	19267.2	20213.1	20381.5
37.5°	13021.9	13060.8	13242.2	13462.4	13488.3	14045.5	16092.7	18580.5	21288.5	22493.5	22752.7
40°	14421.3	14550.8	15004.3	15444.9	15898.4	16338.9	17673.5	20213.1	22895.2	24514.8	24631.5
42.5°	15509.7	15820.6	16481.4	17168.2	18088.1	18580.5	19176.5	21366.3	24203.9	26315.9	26264.1
45°	16831.3	16960.9	17893.8	18800.8	19733.7	20485.2	20472.2	22338.1	25227.5	27857.8	27533.9
47.5°	17725.3	17880.8	19150.6	20213.1	21171.9	21547.7	21625.4	23387.6	26639.8	29723.6	28959.1
50°	18204.7	18476.8	19863.2	21210.8	22247.4	22364.0	22713.8	24761.0	28492.7	32198.4	30760.2
52.5°	18256.6	18515.7	20109.4	21845.7	22973.0	23206.2	23802.2	26315.9	30293.7	34180.8	31796.7
55°	17181.1	17336.6	19811.4	21949.3	23543.1	24087.3	25305.2	27754.1	31343.2	35100.8	31706.0
57.5°	16170.5	16326.0	18476.8	21767.9	24126.1	25240.4	26911.9	28738.9	30526.9	33960.6	29684.7
60°	15302.3	15380.1	17336.6	20925.7	24346.4	26367.7	28298.3	27767.1	28414.9	31226.6	26225.2
62.5°	13669.7	13721.6	16040.9	19409.7	23905.9	27235.8	28777.7	25706.9	26095.6	27456.1	22156.7
65°	10326.8	10521.2	12646.1	18269.5	23180.3	27637.5	27663.4	23193.2	22791.6	22467.6	17427.3
67.5°	7009.8	7230.1	8512.8	16429.6	22001.2	27806.0	25499.6	19941.0	17362.5	15691.1	11415.2
70°	5597.5	5597.5	6038.0	13203.3	19202.4	25655.1	22817.5	15056.2	11026.5	8668.3	6115.8
72.5°	3679.8	3692.8	4107.4	8383.2	13617.9	19565.2	18606.4	8707.2	5727.0	4418.4	3019.0
75°	1334.6	1334.6	1801.0	3355.9	7204.2	11648.4	11337.5	4159.2	3109.7	2410.0	1827.0
77.5°	712.6	738.6	868.1	1386.4	2759.9	4742.3	4431.3	2125.0	1762.2	1503.0	1140.2
80°	479.4	492.4	583.1	855.2	1334.6	1827.0	1425.3	1192.1	1192.1	1010.7	764.5
82.5°	259.1	272.1	388.7	557.2	712.6	855.2	686.7	699.7	842.2	686.7	440.5
85°	181.4	181.4	298.0	401.7	401.7	414.6	298.0	440.5	492.4	427.6	298.0
87.5°	103.7	103.7	168.4	194.4	194.4	181.4	90.7	155.5	194.4	220.3	129.6
90°	0.0	0.0	0.0	0.0	0.0	0.0	0.0	0.0	0.0	0.0	0.0



REPORT NUMBER: P1458630

CATALOG NUMBER: GLAN-SB8D-940-U-T3LG-HSS

**CANDELA DISTRIBUTION (continued):**

	90°	95°	105°	115°	125°	135°	145°	155°	165°	175°	180°
0°	6349.0	6349.0	6349.0	6349.0	6349.0	6349.0	6349.0	6349.0	6349.0	6349.0	6349.0
2.5°	6374.9	6336.0	6258.3	6102.8	6025.1	5921.4	5830.7	5714.1	5688.2	5675.2	5623.4
5°	6478.6	6400.8	6167.6	5830.7	5545.6	5273.5	5001.4	4846.0	4716.4	4651.6	4638.6
7.5°	6737.7	6582.2	6154.6	5558.6	5027.4	4560.9	4159.2	3809.4	3628.0	3472.5	3485.5
10°	7126.4	6880.2	6180.5	5299.5	4509.1	3757.6	3174.5	2669.2	2306.4	2137.9	2125.0
12.5°	7644.7	7294.9	6271.2	5040.3	3874.2	2824.6	2086.1	1788.1	1710.3	1697.4	1684.4
15°	8279.6	7787.2	6361.9	4703.4	3019.0	1956.5	1697.4	1632.6	1619.6	1606.7	1606.7
17.5°	9044.1	8357.3	6413.8	4133.3	2202.7	1684.4	1593.7	1554.9	1541.9	1528.9	1528.9
20°	10002.9	8992.2	6478.6	3407.7	1865.8	1619.6	1516.0	1464.2	1451.2	1451.2	1438.2
22.5°	10948.8	9704.9	6426.7	2772.8	1801.0	1541.9	1425.3	1373.5	1347.5	1347.5	1334.6
25°	12037.2	10430.5	6271.2	2500.7	1788.1	1477.1	1334.6	1256.8	1218.0	1205.0	1205.0
27.5°	13281.0	11259.7	6025.1	2513.7	1788.1	1425.3	1218.0	1114.3	1088.4	1062.5	1062.5
30°	14706.3	12270.4	5843.7	2682.1	1814.0	1373.5	1114.3	984.7	945.9	920.0	932.9
32.5°	16338.9	13397.6	5830.7	2954.2	1852.9	1295.7	997.7	855.2	816.3	803.3	816.3
35°	18191.8	14797.0	6128.7	3161.5	1749.2	1127.3	855.2	738.6	699.7	699.7	712.6
37.5°	20252.0	16403.7	6530.4	3109.7	1412.3	894.0	738.6	647.9	609.0	621.9	634.9
40°	22130.7	17660.5	6595.2	2656.2	1062.5	764.5	634.9	570.1	544.2	557.2	570.1
42.5°	23556.0	18671.2	5973.2	2060.2	894.0	647.9	544.2	492.4	479.4	505.3	505.3
45°	24709.2	19072.9	4988.5	1528.9	790.4	557.2	479.4	453.5	427.6	440.5	440.5
47.5°	25914.2	19137.6	4068.5	1230.9	699.7	505.3	440.5	414.6	388.7	388.7	388.7
50°	27080.4	18982.2	3109.7	1088.4	647.9	453.5	401.7	375.8	349.8	336.9	336.9
52.5°	27365.4	17738.3	2280.5	1010.7	596.0	427.6	375.8	349.8	323.9	311.0	311.0
55°	26575.0	15380.1	1788.1	907.0	544.2	388.7	349.8	323.9	285.1	272.1	272.1
57.5°	23970.6	11726.2	1425.3	777.4	492.4	375.8	323.9	298.0	259.1	246.2	246.2
60°	20588.8	8318.5	1153.2	634.9	453.5	336.9	298.0	259.1	233.2	207.3	207.3
62.5°	16844.2	5973.2	932.9	531.2	427.6	298.0	272.1	233.2	181.4	142.5	142.5
65°	12918.2	4288.8	725.6	427.6	388.7	259.1	233.2	194.4	142.5	103.7	103.7
67.5°	8357.3	2772.8	544.2	375.8	298.0	220.3	181.4	155.5	129.6	90.7	77.7
70°	4405.4	1619.6	401.7	323.9	220.3	168.4	155.5	129.6	103.7	64.8	64.8
72.5°	2280.5	1062.5	298.0	285.1	168.4	116.6	129.6	103.7	77.7	38.9	38.9
75°	1464.2	712.6	220.3	233.2	103.7	90.7	90.7	64.8	38.9	25.9	13.0
77.5°	945.9	479.4	155.5	194.4	64.8	51.8	51.8	25.9	13.0	0.0	0.0
80°	557.2	298.0	103.7	129.6	25.9	25.9	13.0	0.0	0.0	0.0	0.0
82.5°	285.1	155.5	51.8	51.8	13.0	0.0	0.0	0.0	0.0	0.0	0.0
85°	181.4	77.7	13.0	13.0	0.0	0.0	0.0	0.0	0.0	0.0	0.0
87.5°	90.7	25.9	13.0	0.0	0.0	0.0	0.0	0.0	0.0	0.0	0.0
90°	0.0	0.0	0.0	0.0	0.0	0.0	0.0	0.0	0.0	0.0	0.0

Cooper Lighting Solutions Photometric Lab  
1121 Highway 74 South  
Peachtree City, GA 30269



LM-79-2019: Approved Method: Electrical and Photometric Measurements of Solid-State Lighting Products

Report Prepared for

Cooper Lighting Solutions

McGraw-Edison

Report Number: SP1-2407-184-16

Test Date: 10/11/2024

Luminaire Tested: GSS-SB1A-940-U-5WQ

Data in this report applies to families of products including GSS-SB1A-940-U-5WQ

**Test Information**

Test Method: LM-79-2019  
 Report Number: SP1-2407-184-16  
 Test Lab: COOPER LIGHTING SOLUTIONS  
 Photometer: SP1 - 76IN SPHERE  
 Measurement Geometry: 4π  
 Issue Date: 10/15/2024  
 Manufacturer: COOPER LIGHTING SOLUTIONS  
 Product Line: McGraw-Edison  
 Catalog Number: **GSS-SB1A-940-U-5WQ**  
 Description: GALLEON II SITE SLIM 1SQ 350MA 5WQ HIGH DENSITY LIGHTSQUARE WITH 90 CRI 4000K CCT 26 LEDS

**Spectral Parameters**

CCT (K): 3856  
 CIE u': 0.2261  
 CIE v': 0.5084  
 Duv: 0.0032  
 CIE x: 0.3896  
 CIE y: 0.3894  
 CIE z: 0.2211  
 Peak Wavelength (nm): 614  
 Dominant Wavelength (nm): 578  
 Purity: 33.77304  
 Rf: 91.8  
 Rg: 98.4

CRI (Ra):	92.1		
R1:	91.8	R9:	60.7
R2:	94.1	R10:	85.2
R3:	95.3	R11:	92.4
R4:	92.8	R12:	74.5
R5:	91.0	R13:	92.3
R6:	91.6	R14:	97.0
R7:	95.0	R15:	88.5
R8:	85.2		



**Test Conditions**

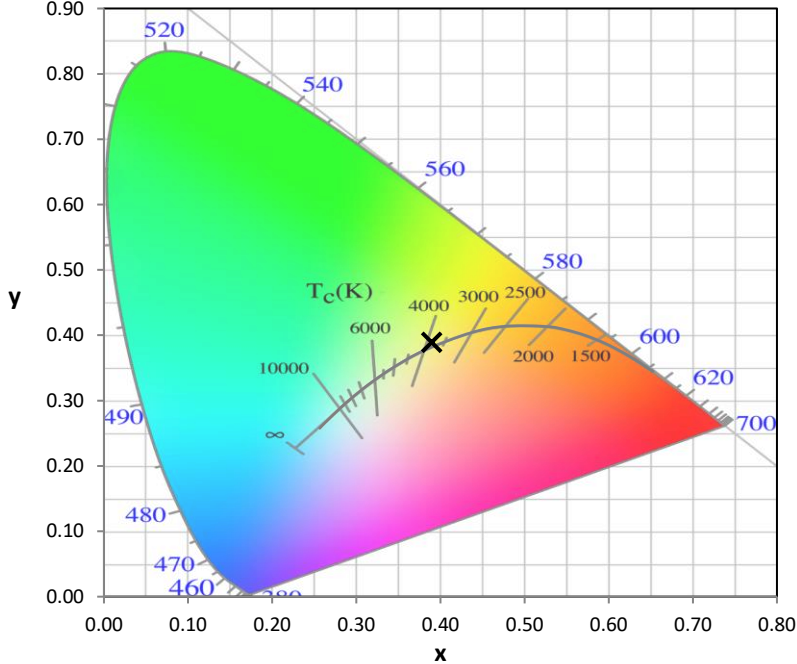
Stabilization Time: 23M  
 Operation Time: 1H 23M  
 Sphere Temperature (°C): 25.2

REPORT NUMBER: SP1-2407-184-16

Measurement and Test Equipment			
Instrument	Identification Number	Calibration Date	Calibration Due Date
Photometer	IN0058	6/18/2024	12/18/2024
Power Meter	INXT2011004	2/8/2024	2/8/2025
AC Power Source	IN0063	10/24/2023	10/24/2024
DC Power Source	IN0208	10/24/2023	10/24/2024
Sphere Thermometer	IN0085	10/24/2023	10/24/2024
Room Thermometer	IN0046	10/24/2023	10/24/2024

REPORT NUMBER: SP1-2407-184-16

CIE 1931 Chromaticity Diagram



CIE 1931 Chromaticity Diagram with 2017 ANSI 7-Step and 4-Step Quadrangles



Point lies inside the ANSI 4000K 4-step quadrangle

REPORT NUMBER: SP1-2407-184-16

**Photopic Flux vs. Wavelength**



**Photopic Lumens: NR**

$\lambda$ (nm)	Power W <sup>^</sup> /nm	Lumens ( $\phi$ /nm)	$\lambda$ (nm)	Power W <sup>^</sup> /nm	Lumens ( $\phi$ /nm)	$\lambda$ (nm)	Power W <sup>^</sup> /nm	Lumens ( $\phi$ /nm)	$\lambda$ (nm)	Power W <sup>^</sup> /nm	Lumens ( $\phi$ /nm)	$\lambda$ (nm)	Power W <sup>^</sup> /nm	Lumens ( $\phi$ /nm)
360	0	NR	490	492	NR	620	993	NR	750	73	NR	880	1	NR
365	0	NR	495	539	NR	625	978	NR	755	62	NR	885	1	NR
370	0	NR	500	583	NR	630	962	NR	760	54	NR	890	1	NR
375	0	NR	505	623	NR	635	933	NR	765	46	NR	895	1	NR
380	0	NR	510	661	NR	640	898	NR	770	39	NR	900	1	NR
385	0	NR	515	698	NR	645	855	NR	775	34	NR	905	1	NR
390	0	NR	520	733	NR	650	810	NR	780	29	NR	910	1	NR
395	1	NR	525	764	NR	655	759	NR	785	25	NR	915	1	NR
400	3	NR	530	794	NR	660	704	NR	790	21	NR	920	1	NR
405	6	NR	535	820	NR	665	651	NR	795	18	NR	925	1	NR
410	12	NR	540	837	NR	670	592	NR	800	16	NR	930	1	NR
415	22	NR	545	853	NR	675	538	NR	805	13	NR	935	0	NR
420	42	NR	550	864	NR	680	486	NR	810	12	NR	940	0	NR
425	79	NR	555	872	NR	685	435	NR	815	10	NR	945	0	NR
430	147	NR	560	876	NR	690	389	NR	820	9	NR	950	0	NR
435	278	NR	565	883	NR	695	344	NR	825	7	NR	955	0	NR
440	515	NR	570	891	NR	700	303	NR	830	6	NR	960	0	NR
445	832	NR	575	900	NR	705	266	NR	835	5	NR	965	0	NR
450	874	NR	580	914	NR	710	233	NR	840	5	NR	970	0	NR
455	659	NR	585	927	NR	715	203	NR	845	4	NR	975	0	NR
460	567	NR	590	944	NR	720	178	NR	850	4	NR	980	0	NR
465	485	NR	595	961	NR	725	154	NR	855	3	NR	985	0	NR
470	401	NR	600	975	NR	730	133	NR	860	3	NR	990	0	NR
475	393	NR	605	988	NR	735	115	NR	865	2	NR	995	1	NR
480	417	NR	610	996	NR	740	98	NR	870	2	NR	1000	0	NR
485	448	NR	615	998	NR	745	85	NR	875	2	NR			

REPORT NUMBER: SP1-2407-184-16

**Scotopic Flux vs. Wavelength**



**Scotopic Lumens: NR**

**S/P: 1.72**

λ (nm)	Power W <sup>^</sup> /nm	Lumens (φ/nm)	λ (nm)	Power W <sup>^</sup> /nm	Lumens (φ/nm)	λ (nm)	Power W <sup>^</sup> /nm	Lumens (φ/nm)	λ (nm)	Power W <sup>^</sup> /nm	Lumens (φ/nm)	λ (nm)	Power W <sup>^</sup> /nm	Lumens (φ/nm)
360	0	NR	490	492	NR	620	993	NR	750	73	NR	880	1	NR
365	0	NR	495	539	NR	625	978	NR	755	62	NR	885	1	NR
370	0	NR	500	583	NR	630	962	NR	760	54	NR	890	1	NR
375	0	NR	505	623	NR	635	933	NR	765	46	NR	895	1	NR
380	0	NR	510	661	NR	640	898	NR	770	39	NR	900	1	NR
385	0	NR	515	698	NR	645	855	NR	775	34	NR	905	1	NR
390	0	NR	520	733	NR	650	810	NR	780	29	NR	910	1	NR
395	1	NR	525	764	NR	655	759	NR	785	25	NR	915	1	NR
400	3	NR	530	794	NR	660	704	NR	790	21	NR	920	1	NR
405	6	NR	535	820	NR	665	651	NR	795	18	NR	925	1	NR
410	12	NR	540	837	NR	670	592	NR	800	16	NR	930	1	NR
415	22	NR	545	853	NR	675	538	NR	805	13	NR	935	0	NR
420	42	NR	550	864	NR	680	486	NR	810	12	NR	940	0	NR
425	79	NR	555	872	NR	685	435	NR	815	10	NR	945	0	NR
430	147	NR	560	876	NR	690	389	NR	820	9	NR	950	0	NR
435	278	NR	565	883	NR	695	344	NR	825	7	NR	955	0	NR
440	515	NR	570	891	NR	700	303	NR	830	6	NR	960	0	NR
445	832	NR	575	900	NR	705	266	NR	835	5	NR	965	0	NR
450	874	NR	580	914	NR	710	233	NR	840	5	NR	970	0	NR
455	659	NR	585	927	NR	715	203	NR	845	4	NR	975	0	NR
460	567	NR	590	944	NR	720	178	NR	850	4	NR	980	0	NR
465	485	NR	595	961	NR	725	154	NR	855	3	NR	985	0	NR
470	401	NR	600	975	NR	730	133	NR	860	3	NR	990	0	NR
475	393	NR	605	988	NR	735	115	NR	865	2	NR	995	1	NR
480	417	NR	610	996	NR	740	98	NR	870	2	NR	1000	0	NR
485	448	NR	615	998	NR	745	85	NR	875	2	NR			

REPORT NUMBER: SP1-2407-184-16

**Melanopic Flux vs. Wavelength**



**Melanopic Lumens: NR**

**M/P: 3.52**

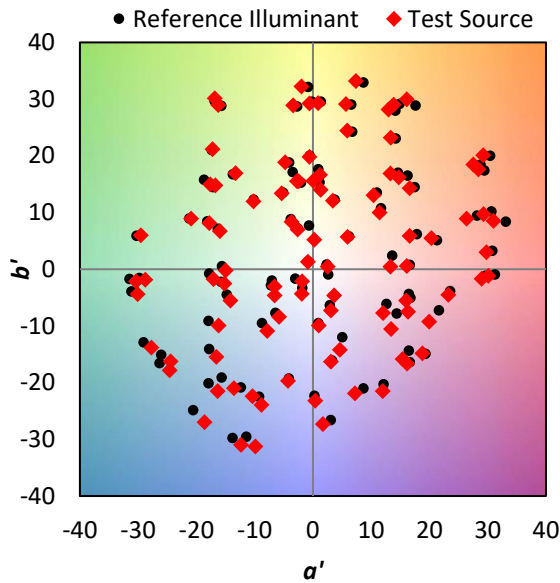
λ (nm)	Power W <sup>^</sup> /nm	Lumens (φ/nm)	λ (nm)	Power W <sup>^</sup> /nm	Lumens (φ/nm)	λ (nm)	Power W <sup>^</sup> /nm	Lumens (φ/nm)	λ (nm)	Power W <sup>^</sup> /nm	Lumens (φ/nm)	λ (nm)	Power W <sup>^</sup> /nm	Lumens (φ/nm)
360	0	NR	490	492	NR	620	993	NR	750	73	NR	880	1	NR
365	0	NR	495	539	NR	625	978	NR	755	62	NR	885	1	NR
370	0	NR	500	583	NR	630	962	NR	760	54	NR	890	1	NR
375	0	NR	505	623	NR	635	933	NR	765	46	NR	895	1	NR
380	0	NR	510	661	NR	640	898	NR	770	39	NR	900	1	NR
385	0	NR	515	698	NR	645	855	NR	775	34	NR	905	1	NR
390	0	NR	520	733	NR	650	810	NR	780	29	NR	910	1	NR
395	1	NR	525	764	NR	655	759	NR	785	25	NR	915	1	NR
400	3	NR	530	794	NR	660	704	NR	790	21	NR	920	1	NR
405	6	NR	535	820	NR	665	651	NR	795	18	NR	925	1	NR
410	12	NR	540	837	NR	670	592	NR	800	16	NR	930	1	NR
415	22	NR	545	853	NR	675	538	NR	805	13	NR	935	0	NR
420	42	NR	550	864	NR	680	486	NR	810	12	NR	940	0	NR
425	79	NR	555	872	NR	685	435	NR	815	10	NR	945	0	NR
430	147	NR	560	876	NR	690	389	NR	820	9	NR	950	0	NR
435	278	NR	565	883	NR	695	344	NR	825	7	NR	955	0	NR
440	515	NR	570	891	NR	700	303	NR	830	6	NR	960	0	NR
445	832	NR	575	900	NR	705	266	NR	835	5	NR	965	0	NR
450	874	NR	580	914	NR	710	233	NR	840	5	NR	970	0	NR
455	659	NR	585	927	NR	715	203	NR	845	4	NR	975	0	NR
460	567	NR	590	944	NR	720	178	NR	850	4	NR	980	0	NR
465	485	NR	595	961	NR	725	154	NR	855	3	NR	985	0	NR
470	401	NR	600	975	NR	730	133	NR	860	3	NR	990	0	NR
475	393	NR	605	988	NR	735	115	NR	865	2	NR	995	1	NR
480	417	NR	610	996	NR	740	98	NR	870	2	NR	1000	0	NR
485	448	NR	615	998	NR	745	85	NR	875	2	NR			

**Summary**

$R_f = 91.8$   
 $R_g = 98.4$   
 $CIE R_a = 92.1$   
 $R_9 = 60.7$



**Color Vector Graphics**



**Individual Sample Fidelity Index ( $R_{f,i}$ )**

CES01 = 86	CES26 = 94	CES51 = 96	CES76 = 87
CES02 = 62	CES27 = 91	CES52 = 98	CES77 = 90
CES03 = 31	CES28 = 96	CES53 = 95	CES78 = 84
CES04 = 69	CES29 = 96	CES54 = 94	CES79 = 96
CES05 = 49	CES30 = 93	CES55 = 92	CES80 = 94
CES06 = 50	CES31 = 97	CES56 = 93	CES81 = 89
CES07 = 42	CES32 = 92	CES57 = 92	CES82 = 97
CES08 = 41	CES33 = 99	CES58 = 92	CES83 = 98
CES09 = 29	CES34 = 94	CES59 = 96	CES84 = 94
CES10 = 74	CES35 = 96	CES60 = 93	CES85 = 85
CES11 = 57	CES36 = 82	CES61 = 92	CES86 = 88
CES12 = 63	CES37 = 95	CES62 = 87	CES87 = 92
CES13 = 43	CES38 = 88	CES63 = 92	CES88 = 96
CES14 = 74	CES39 = 99	CES64 = 89	CES89 = 87
CES15 = 71	CES40 = 98	CES65 = 88	CES90 = 96
CES16 = 47	CES41 = 97	CES66 = 87	CES91 = 74
CES17 = 49	CES42 = 96	CES67 = 86	CES92 = 80
CES18 = 56	CES43 = 96	CES68 = 88	CES93 = 88
CES19 = 71	CES44 = 99	CES69 = 89	CES94 = 82
CES20 = 66	CES45 = 98	CES70 = 86	CES95 = 83
CES21 = 85	CES46 = 97	CES71 = 81	CES96 = 92
CES22 = 78	CES47 = 97	CES72 = 94	CES97 = 95
CES23 = 91	CES48 = 91	CES73 = 81	CES98 = 94
CES24 = 90	CES49 = 96	CES74 = 93	CES99 = 91
CES25 = 71	CES50 = 97	CES75 = 83	



Color Rendition by Hue-Angle Bin



Measure Comparisons



(END OF REPORT)